

CLAIRE TOW THEATER

Policies and Technical Specifications

Policies

Tickets

Only tickets issued by the Tow Center's Box Office will be valid for events on the premises.

Technical Rider

The Tow Center must receive a written document with all technical requirements and run of show information before confirming dates.

Broadcasting & Recording

No audio or video broadcasting and/or recording is allowed without prior written consent.

Decibel Limits

The Tow Center reserves the right to control maximum sound pressure levels. This right shall extend to halting a show under certain conditions. At no time shall a level of 115dB be reached or surpassed at 15ft in front of the speaker stacks for a sustained time of more than 30 seconds.

Music Licenses

It is the responsibility of the Producer to obtain all performance rights and clearances. The Center maintains ASCAP, BMI and SESAC licenses covering the playback of prerecorded music used in public performance within the performing arts complex.

Permits

It shall be the responsibility of the Producer to obtain the appropriate permits and to provide proof to the Center's General Manager that said permits are valid and in effect for the duration of the rehearsals and performances. Such proof shall be presented 15 days prior to entry.

Staffing

The Tow Center will provide backstage and front-of-house personnel for the event. The Tow Center reserves the right to schedule, at Licensee's cost, whatever staff it deems necessary to maintain safety and order. Minimum call for the stage crew is 4 hours. No call shall exceed 5 hours without a meal break. Additional fees shall be assessed for any work provided by stage crew during the period from midnight to 7:00 A.M. and/or if a call exceeds 11 hours of work.

Seating Chart

STAGE

= Wheelchair
 = Slide-over Seats

Left Front Orchestra:
180 seats (including 6 ADA
mobility transfer seats)

612
TOTAL FRONT
ORCHESTRA
SEATS

364
TOTAL REAR
ORCHESTRA
SEATS

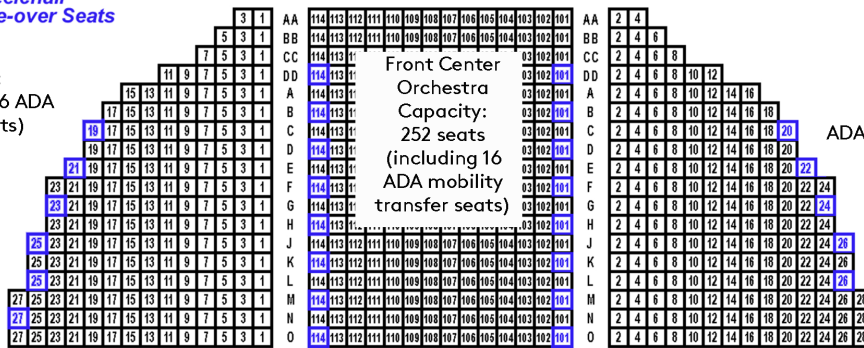
Left Rear Orchestra:
126 Seats (including
1 ADA mobility
transfer seat)

NO STAIRS
TO ACCESS
ORCHESTRA
SEATING

Left Side Mezzanine:
110 Seats

Balcony Row A overhangs
Mezzanine Row A


FRONT ORCHESTRA



Right Front Orchestra:
180 seats (including 5
ADA mobility transfer seats)

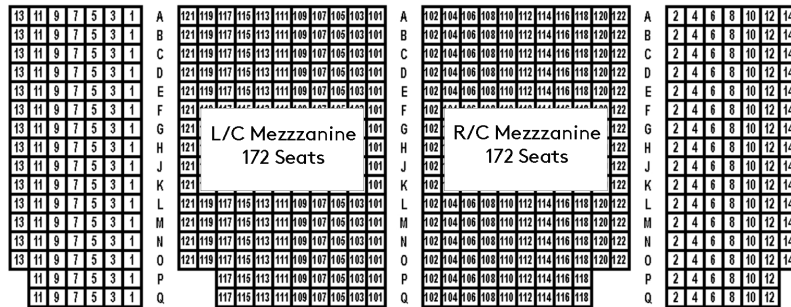
976
TOTAL
ORCHESTRA
SEATS

REAR ORCHESTRA



Right Rear
Orchestra:
126 Seats

MEZZANINE



564
TOTAL MEZZANINE
SEATS

Right Side Mezzanine:
110 Seats

Left Front Balcony
29 Seats

L/C Front Balcony
98 Seats

LOGE (FRONT BALCONY)

R/C Front Balcony
98 Seats

Right Front Balcony
29 Seats

352
Total
Front
Balcony
Seats

Left Rear Balcony
40 Seats

L/C Rear Balcony
131 Seats

REAR BALCONY

R/C Rear Balcony
131 Seats

Right Rear Balcony
40 Seats

492
Total
Rear
Balcony
Seats

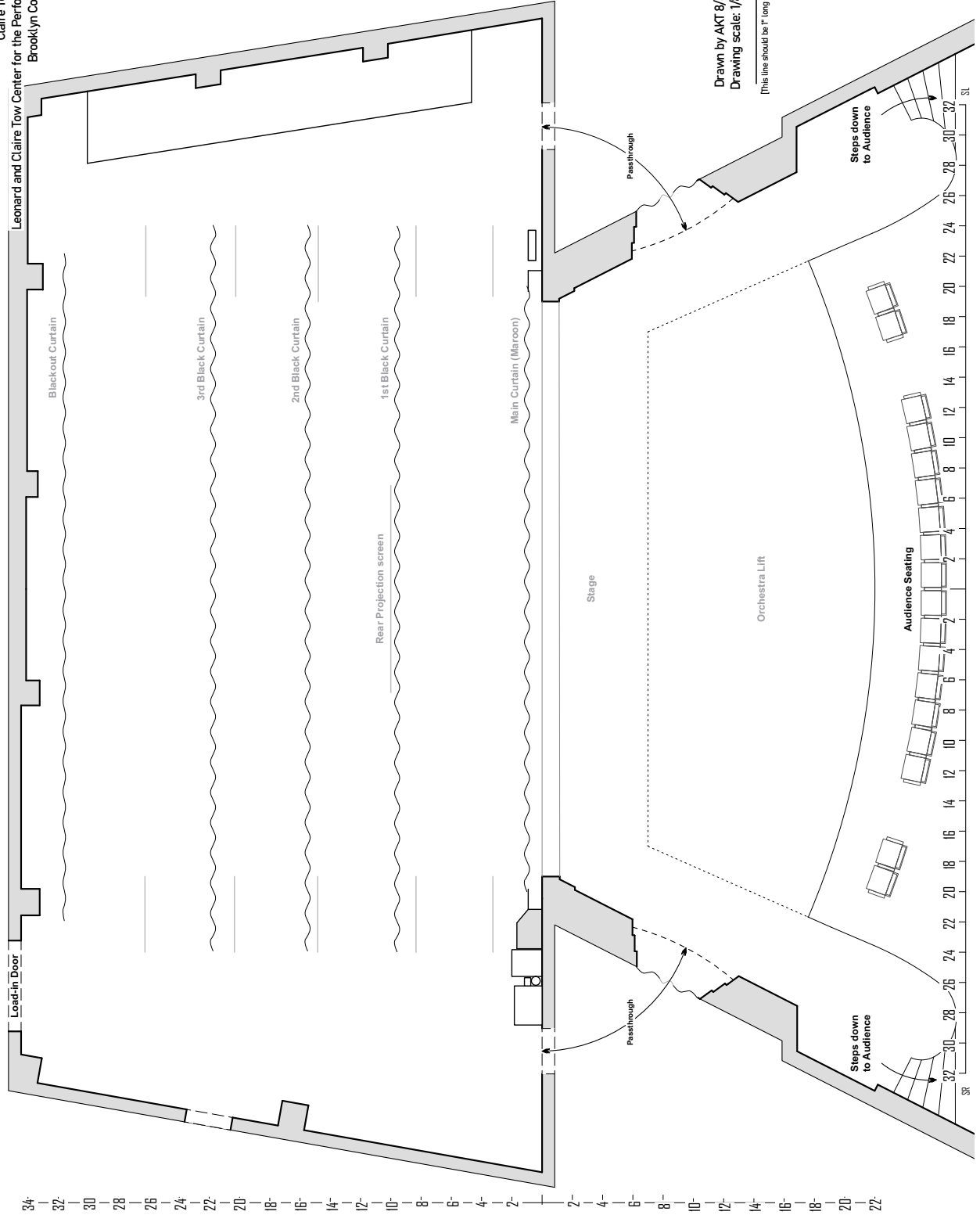
LEVEL B = Basement - Rest Rooms
LEVEL 1 = Grand Lobby and Orchestra -
Wheelchair Accessible Rest Rooms

LEVEL 2 = Mezzanine Lounge and Mezzanine - Rest Rooms
LEVEL 3 = Front Balcony - Rest Rooms
LEVEL 4 = Rear Balcony - Rest Rooms

844
TOTAL
BALCONY SEATS

Stage Plot

Claire Tow Theater
Leonard and Claire Tow Center for the Performing Arts
Brooklyn College CUNY



Drawn by AKT 8/30/2023
Drawing scale: 1/8" = 1'-0"
(This line should be 1" long when printed)

Stage Specifications

Proscenium Width	38'-0" (11.58 M)
Proscenium Height	20'-0" (6.09 M)
Plaster Line to Back Wall	34'-0" (10.36 M)
Plaster Line to Apron Edge (at center)	
With Orchestra Lift Down	7'-0" (2.13 M)
With Orchestra Lift Up	22'-0" (6.70 M)
Center Line to Stage Left Rail	
Downstage	33'-0" (10.05 M)
Upstage	28'-0" (8.53 M)
Center Line to Stage Right Wall	
Downstage	37'-0" (11.27 M)
Upstage	32'-0" (9.75 M)
Stage Height from Audience Floor	3'-0" (.914 M)
Follow Spot Positions to Plaster Line	200' (60.9M) (approximately)
Follow Spot Positions Height from Stage Floor	49' (14.9 M)
Working Orchestra Lift Space	34'x11' (10.36 x 3.52 M)
Plaster Line to Last Line Set	31'-9" (9.67 M)
Plaster Line to Curtain Line	1'-0" (.3 M)
Lighting Coves 1 and 3 to Plaster Line	45' (13.71 M) (approximately)
Lighting Coves 1 and 3 heights from Stage Floor	42' (12.8 M)
Lighting Cove 2 (center) to Plaster Line	60' (18.32 M) (approximately)
Lighting Cove 2 (center) Height from Stage	47' (14.3 M)
Balcony Rail to Plaster Line at Center	113' (34.44 M)
Last Row of Orchestra Seating to Orchestra Lift	110'-6" (33.68 M)
Height of Balcony Rail from Orchestra Floor	24'-0" (7.31 M)
Maximum Pit Depth (fully descended)	13'-7" (4.17 M)
Grid Height	43'-0" (13.1 M)

Fly System

We have a single purchase counterweight system, with a maximum capacity of 650 lbs. per arbor including pipe weight, which is 100lbs. This allows a working load limit of 550lbs above pipe weight.

- 45 battens total, 37 available if the house is stripped, 3 of those have traveler tracks.
- Battens are schedule 40, 1-1/2" black iron pipe.
- 5 electric pipes are on motorized winches with a max working load limit of 1,000 lbs.
- Working pipe travel is 41', scenery higher than 20' will not fly out.

Line Set Schedule

Line Set	Distance from Plaster Line	Pipe Length
House Curtain	1'-0"	42'
1 - 1 st Border	2'-0"	48'
2 - Movie Screen	2'-8"	44'
3 - 1 st Legs	3'-3"	48'
4 & 5 Motorized 1 st Electric	4'-2"	49'-6"
6 - Spare	5'	48'
7 - Spare	5'-7"	48'
8 - Spare	6'-1"	48'
9 - 1A Electric	6'-7"	48'
10 - Spare	7'-5"	48'
11 - 2 nd Border	8'-1"	48'
12 - 2 nd Legs	8'-6"	48'
13 - Spare	8'-10"	48'
14 - 1 st Traveler	9'-7"	48'
15 - Spare	10'	48'
16 - Spare	10'-7"	48'
17 & 18 Motorized 2 nd Electric	11'-8"	48'
19 - Spare	12'-7"	48'
20 - Spare	13'-2"	48'
21 - Spare	13'-7"	48'
22 - 3 rd Border	14'-2"	48'
23 - 3 rd Legs	14'-10"	48'
24 - 2 nd Traveler	15'-6"	48'
25 - Spare	16'-3"	48'
26 & 27 Motorized 3 rd Electric	16'-10"	48'
29 - Spare (Muled upstage)	28'-11"	48'
31 - Spare	18'-8"	48'
32 - Spare	19'-1"	48'
33 - 4 th Border	19'-7"	48'
34 - 4 th Legs	20'-4"	48'
35 - Spare	20'-10"	48'
36 - 3 rd Traveler	21'-9"	48'
37 - Spare	22'-7"	48'
38 - Spare	23'-2"	48'
39 - Spare	23'-8"	48'
40 & 41 -Motorized 4 th Electric	24'-10"	48'
42 - 5 th Border	25'-9"	48'
43 - 5 th Legs	26'-2"	48'
44 - Black Scrim	26'-8"	48'
45 & 46 Motorized 5 th Electric	27'-5"	48'
47 - Spare	28'-3"	48'
48 - Spare	30'-2"	48'
49 - Cyc	30'-8"	48'
50 - Black Out Drop	31'-7"	48'

Lighting

Consult with the Production Manager as to what will be required to integrate your show into the facility as smoothly and efficiently as possible.

Rep Lighting: Conventional stage lighting inventory is all incandescent ETC Source 4 fixtures. Rep plot can provide three full stage color washes. Also available are 9 MAC Aura moving LED wash fixtures covering downstage of 1st traveler curtain and apron/pit area, with 4 MAC 700 moving profile fixtures as specials.

Additional Lighting: Spare units may be available as specials for events on the apron/pit area. LED cyc lights MAY be available with advance coordination.

Follow Spot: Two Lycian 1293 3kw xenon spotlights

Lighting Control: ETC Ion, 1024 address console with dual 17" LCD touch screens, up to 120 faders/submasters and a radio remote focus unit. House light, work light and other functions are on an ETC Unison system, or Ion as needed. Ion console located at front of house position.

Dimmer System: ETC Sensor dimmer-per-circuit system with 245 x 2400-watt stage lighting dimmers, plus 16 DMX controlled direct power, 20-amp relay circuits. All dimmer and relay control via ETC Net2 system.

- 96 dimmed circuits overhead onstage on 4 permanent electric battens.
- 48 dimmed circuits distributed via 6 multicable drops to stage left and right ladders.
- 2 onstage electrics.
- 24 dimmed circuits in front of house coves.
- 26 dimmed circuits at L/R box booms.
- 48 dimmed circuits on stage deck.

Distribution: Industry standard 2P&G, 20-amp pin connector.

Power

There will be no use of company switch or auxiliary power without prior approval by Production Manager, and if approved, any tie-ins will be made by the house electrician.

Main Company Switch (stage right wall, mid-stage): 400 Amp, 3 Phase, 4-Pole, 5-Wire, 120/208Y VAC, with 8' Cam-Lok tails installed, N/G reversed

Secondary Company Switch (downstage wall, stage right): 100 Amp, 3 Phase, 4-Pole, 5-Wire, 120/208Y VAC, with 4' Cam-Lok tails installed, N/G reversed

"Shore Power" Company Switch (in loading dock): 200 Amp, 3 Phase, 4-Pole, 5-Wire, 120/208Y VAC, lug connection, house has no tails installed

Auxiliary Power (downstage wall, stage right OR stage left wall, downstage): 20 Amp, 3 phase, 4-pole, 5-wire, 120/208Y VAC, NEMA L21-30. House can provide (6) 20 Amp Edison circuits via a Lex Products Bento Box with 50' cable.

Stage utility power

Downstage wall, stage left:

- (2) 20 Amp quad Edison outlet boxes, on 75' cables
- (3) 20 Amp Edison duplex outlets with stagepin outlet

Downstage wall, stage right:

- (2) 20 Amp quad Edison outlet boxes, on 75' cables
- (3) 20 Amp Edison duplex outlets with stagepin outlet

Upstage wall, stage left:

- (2) 20 Amp quad Edison outlet boxes with stagepin connector, on 75' cable

Upstage wall, center stage:

- (2) 20 Amp quad Edison outlet boxes with stagepin connector, on 75' cable

Upstage wall, stage right:

- (2) 20 Amp quad Edison outlet boxes with stagepin connector, on 75' cable

House utility power

No equipment may be set up in house aisles or seats without prior approval. All cable must be taped down or covered and approved by house staff.

- (1) 20 Amp quad Edison outlet at Front of House sound position
- (8) 15 Amp L5-15 outlets along orchestra seating section walls (4 per side)
- (4) 15 Amp L5-15 outlets along orchestra seating section wall at rear aisle

Audio

Speaker System & Signal Processing

- 4 x EV Xi-1183/64 speakers / 2 x EV Xi-2181 subs per each left & right cluster
- 4 x EV Xi-1082 front fill speakers
- 4 x EV 1082 mezzanine fill speakers located under the balcony
- 4 x EV 1082 balcony fill speakers
- 6 x EV Xi-1191A 18-inch sub woofers that sit under left and right speaker clusters
- Fully digital BSS Soundweb system is used for speaker processing and distribution

Main House System

2 x Digico SD8 sound consoles (FOH & monitors) with a 49/16 MADI rack located on the DS right wall and a 48/16 MADI rack that travels with the monitor console.

Remote System

Presonus StudioLive 16.4.2 console located backstage with CD player and 10 mic inputs

Monitor Speakers

- 12 EV Xi-221M 12-inch wedges (full range)
- 6 EV QRX-115/75 15-inch wedges
- 3 RCF TTS 18A 18-inch active subwoofers
- 4 JBL EON 18s permanently hung in the air on both stage left & stage right

Wireless Microphones

8 x Shure Beta 58 microphones using Shure UHF-R dual receivers.

Wired Microphones

An assortment of wired microphones from the following manufacturers: AKG, Audix, Beyerdynamic, Neuman, and Shure.

Video

Projection Screen: 4:3 ratio Da-Lite rear projection screen, image area 122" x 164"

Available Projector: 8.5k lumen 1080p laser projector

Video System Routing: Direct connection to projector

Dressing Rooms

There are no dressing rooms or lavatory facilities on stage level. Not all dressing rooms listed here are available for every event; rooms will be assigned at the discretion of the Production Manager.

- 1 room for 1–2 people
- 2 rooms for 4 people each
- 1 room for up to 8 people
- 2 rooms for up to 12 people each
- 2nd floor dressing rooms have sinks

Loading Dock

The loading dock height is 3'-0". We have a truck ramp available that can accommodate a 24" (2') difference between the truck and the dock. There is room for 2 tractor trailers at the dock at the same time. The main loading dock door is 8'-0" wide, and 14'-0" high. To the left of the dock door as you enter is the stage load-in door, it is 5'-10" wide and 12'-9" high.

Bus AC power is available with prior notice. The producer will need to supply the connecting cable of approximately 100'. The bus should park along the curb at the loading dock entrance.